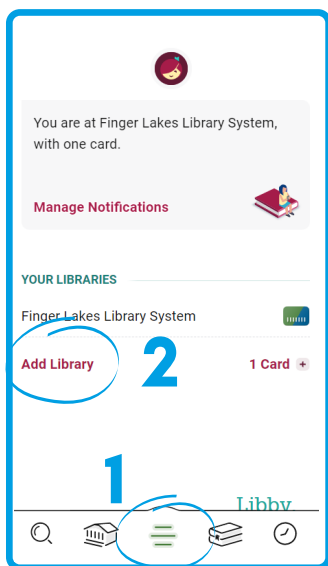


# Get access to even more titles in the Libby app!



## Finger Lakes Library System, OWWL (Pioneer) Library System, & Southern Tier Library System have teamed up to share OverDrive collections!

With a few limitations, you can get access to titles in all three collections. Just add each library system to your account in the Libby app.



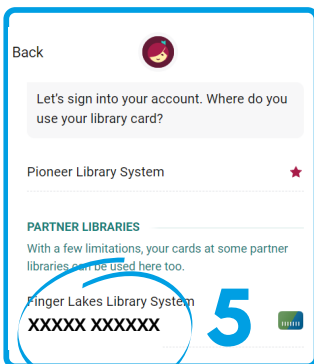
1. In the Libby app, open the menu:

2. Tap "Add Library".

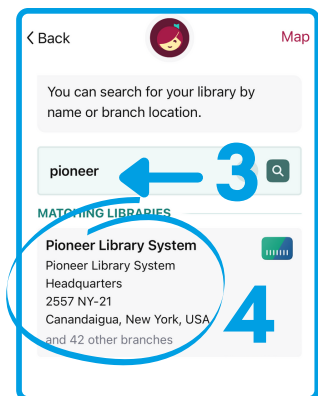
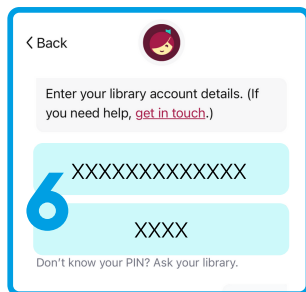
3. Search for the library system you want to add: **Southern Tier Library System** or **OWWL (Pioneer) Library System**.

4. Tap on the name of the library system you want to add to your account.

5. Under "Partner Libraries," tap on your Finger Lakes Library System card.



6. Enter your library card number & PIN.



7. Repeat 1-6 for the Southern Tier Library System & OWWL (Pioneer) Library System.

# Get access to even more titles on OverDrive!



**Finger Lakes Library System, OWWL (Pioneer) Library System, & Southern Tier Library System have teamed up to share OverDrive collections!**

With a few limitations, you can get access to titles in all three collections. Just add each library system to your OverDrive account at:

<https://flls.overdrive.com/>

1. Go to [flls.overdrive.com](https://flls.overdrive.com) and click on "Sign in".
2. Select "Finger Lakes Library System" and enter your FLLS library card number and PIN.\*  
*\*From there, you can browse the FLLS collection.*
3. To browse **Southern Tier Library System** or **OWWL (Pioneer) Library System** collections, tap "Partner Libraries" in the top right corner and choose FLLS or OWWL.
4. Clicking on STLS or OWWL will take you to their OverDrive collection page.
5. To borrow items, you must click "Sign in".
6. Select "Finger Lakes Library System" and enter your FLLS card number & PIN.
7. Repeat 1-6 for both Southern Tier & OWWL (Pioneer) Library System.

